



Public Health
England


Obesity and the environment

Density of fast food outlets

Fast food outlets

by local authority

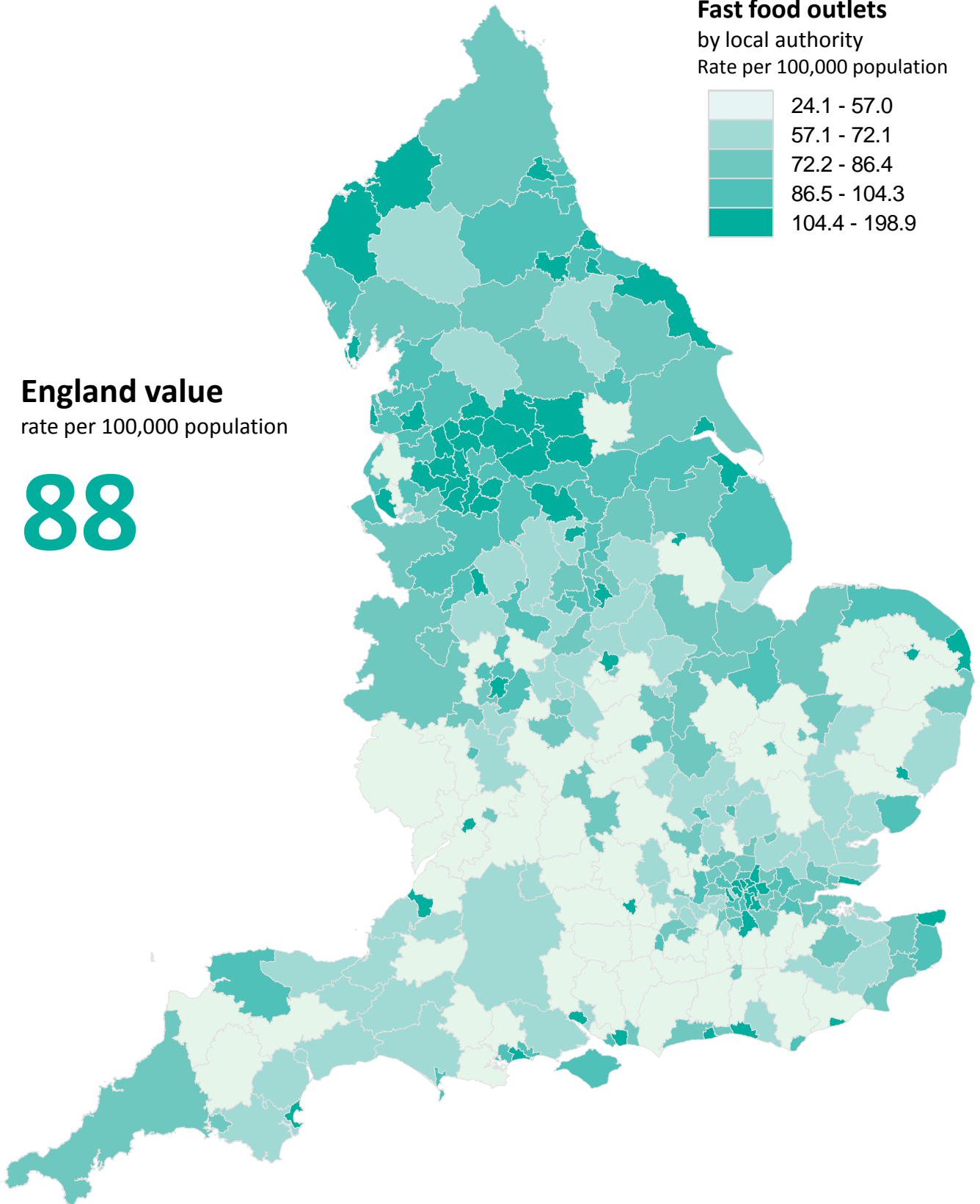
Rate per 100,000 population



England value

rate per 100,000 population

88



Density of fast food outlets in England

In this analysis 'fast food' refers to food that is available quickly, therefore it covers a range of outlets that include, but are not limited to, burger bars, kebab and chip shops and sandwich shops.

The density of fast food outlets in local authorities varies across England. The map (overleaf) shows the number of outlets for every 100,000 people resident in the local authority.

The density of fast food outlets in local authorities ranges from 24 to 199 per 100,000 population.

Most fast food outlets are independent companies with only one or two outlets.

There is a growing body of evidence on the association between exposure to fast food outlets and obesity, however some studies show conflicting results.^{1,2,3}

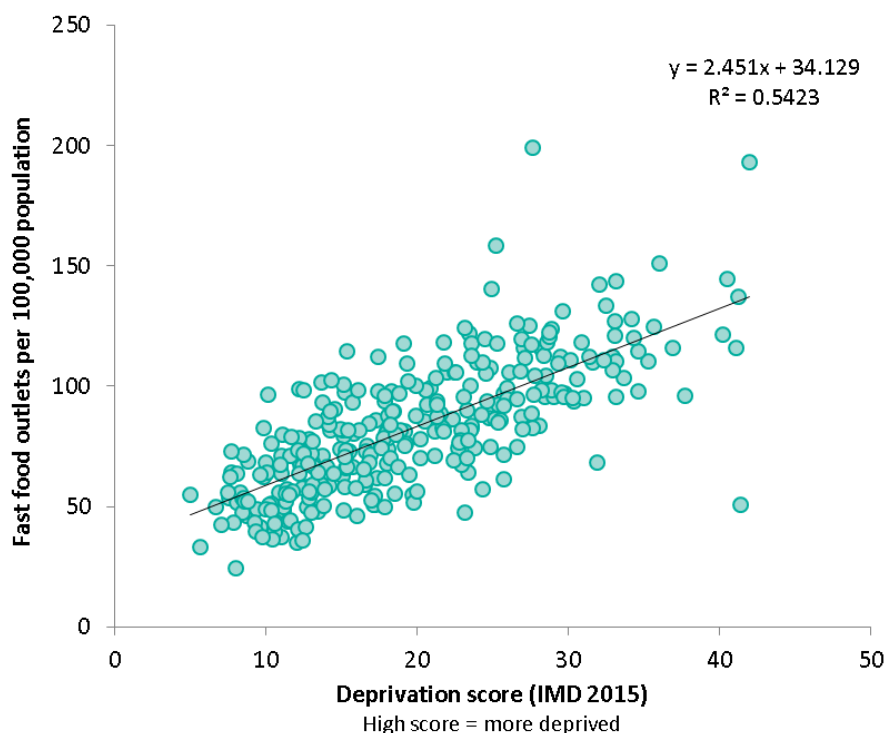
There is strong evidence linking the availability of fast food outlets and increasing level of area deprivation.¹

Counts of outlets and rates per 100,000 population for each local authority, counts of outlets for wards and links to further reading are provided in the accompanying Excel spreadsheet.

Please note that the fast food data presented here has a number of limitations and these should be considered when interpreting the data. Details of these limitations can be found in the accompanying Excel spreadsheet.

Relationship between density of fast food outlets and deprivation

by local authority



This chart illustrates the association between density of fast food outlets and area level deprivation.

The local authorities with a higher deprivation score (i.e. more deprived) have a greater density of fast food outlets.

Evidence from health survey data shows that the prevalence of overweight and obesity also rises with deprivation and fruit and vegetable consumption falls with deprivation.^{4,5}

Data sources

PointX: Fast Food Takeaway Outlets England: (i) Fast food and takeaway outlets, (ii) Fast food delivery services, and (iii) Fish and chip shops.

Office for National Statistics, MYE2: Population Estimates by single year of age and sex for local authorities in the UK, mid-2014.

English indices of deprivation 2015, Index of Multiple Deprivation.

References

1. L K Fraser, K L Edwards, J Cade and G P Clarke. The Geography of Fast Food Outlets: A Review. *Int. J. Environ. Res. Public Health* 2010, 7, 2290-2308.
2. T Burgoine, N G Forouhi, S J Griffin, N J Wareham, P Monsivais. Associations between exposure to takeaway food outlets, takeaway food consumption, and body weight in Cambridgeshire, UK: population based, cross sectional study. *BMJ* 2014;348:g1464 doi: 10.1136/bmj.g1464.
3. T Burgoine, N G Forouhi, S J Griffin, N J Wareham, P Monsivais. Does neighborhood fast-food outlet exposure amplify inequalities in diet and obesity? A cross-sectional study. *The American Journal of Clinical Nutrition*. 2016;103(6):1540-1547. doi:10.3945/ajcn.115.128132.
- 4 & 5. Public Health England, Adult Obesity/Child Obesity slide sets and Adult Diet/Child Diet factsheets http://www.noo.org.uk/NOO_pub/Key_data