

TOOLKIT

2018

L O N D O N

N E E D S

Y O U

A L I V E

D O N ' T C A R R Y A K N I F E

**WORKING IN PARTNERSHIP TO
REDUCE KNIFE CRIME IN LONDON**

Lesson plans, group activities, resources and useful links
for schools, colleges, community and faith groups.

#LNYA

- 1** FOREWORD 3
- 2** THE *LONDON NEEDS YOU ALIVE* CAMPAIGN 4
- 3** ABOUT THIS TOOLKIT 6
- 4** *LONDON NEEDS YOU ALIVE* CAMPAIGN MATERIALS 8
- 5** HOW TO SELECT RESOURCES/ACTIVITIES 13
- 6** LESSON PLANS 19
- 7** INSPIRATIONAL ACTIVITIES 23
- 8** RELATED INITIATIVES 31
- 9** USEFUL LINKS 32
- 10** DRIVING CHANGE LOCALLY 34
- 11** PREPARATION AND SAFEGUARDING 35
- 12** CASE STUDIES AND SHARING 36



FOREWORD FROM OUR MAYOR

London is one of the safest cities in the world. Yet knife crime is ruining far too many lives, devastating communities and leaving families bereaved.

It's time to stop this violence. To do this, we need the young people of London to realise how incredible they are and the potential they have.

Last year, I launched a campaign to begin sharing this message - to help young people understand how important they are, what they can achieve and how much London needs them alive.

Many Londoners have already joined me in sharing this message and we've now developed this toolkit to further support you - the people working with young people everyday via schools, colleges, youth organisations, charitable groups and faith groups.

This toolkit has a wide range of resources, from lesson plans and useful contacts, to ideas for activities and competitions. Each one has been designed to help you talk to young people about knife crime, and help them feel supported and empowered to make different decisions.

Please use and share the information in the toolkit, and encourage the young people you know to help spread the word about why London needs them alive.

Thank you for supporting this important work.

Sadiq Khan

THE LONDON NEEDS YOU ALIVE CAMPAIGN

In 2017, more than 2,000 Londoners aged under 25 were injured as a result of non-domestic knife crimes.

Behind each of these offences is a young life derailed, a family traumatised and a community damaged. We must work together to reduce these crimes and protect young Londoners from the devastating effects of knife crime and violence.

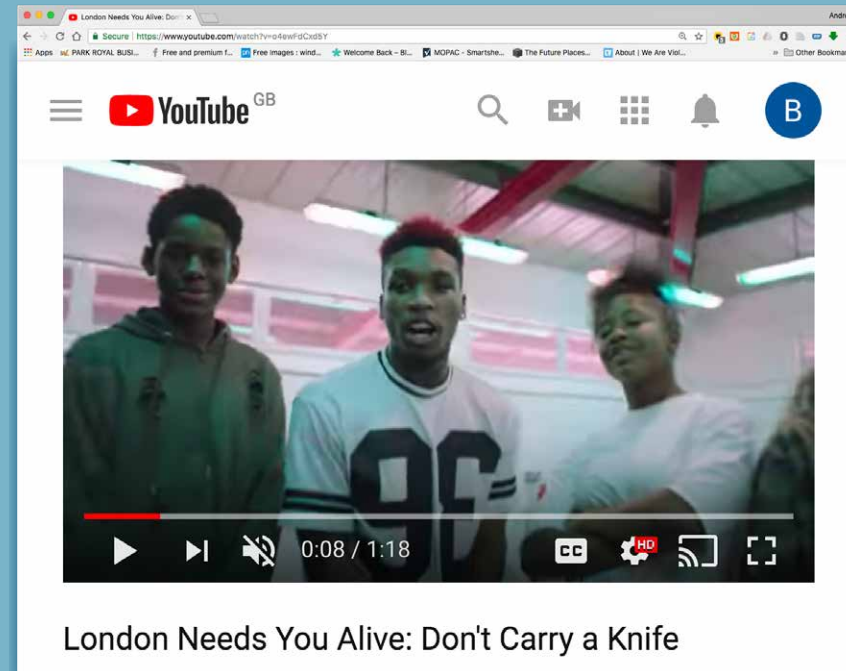
The Mayor of London wants children and young people to feel safer in London, no matter who they are or where they live. That's why, in June 2017, he launched the London Knife Crime Strategy. It is built around six key actions:

- 1 Targeting lawbreakers
- 2 Offering a way out of crime
- 3 Keeping deadly weapons off our streets
- 4 Protecting and educating young people
- 5 Standing with communities, neighbourhoods and families against knife crime
- 6 Supporting victims of knife crime

Following this, in November 2017, the 'London Needs You Alive - Don't Carry a Knife' campaign was launched. It is at the forefront of an anti-knife movement which encourages children and young people to put more value on their life than on carrying a knife. At its heart, the campaign is about building self-worth and encouraging young people to truly be part of our society.

It puts forward a positive message about our young people, and aims to influence young Londoners to make an active choice not to carry a knife. It also asks young people to post social media content, telling their friends and family why London needs them alive and why they shouldn't carry a knife.

This toolkit is to support all young people - regardless of their personal circumstances or understanding of knife crime and is the next stage of rolling-out the campaign.



#LNYA

#LondonNeedsYouAlive

#LNYA

ABOUT THIS TOOLKIT

Reducing knife crime is a complex issue, requiring huge effort from a wide range of partners. We have developed this toolkit to engage local communities and empower them to make local change happen.

THE AIMS OF THE TOOLKIT ARE TO RAISE AWARENESS OF *LONDON NEEDS YOU ALIVE* IN ORDER TO:



reduce knife crime



achieve the objectives set out in the Mayor's London Knife Crime Strategy.



EVERY PERSON'S UNDERSTANDING OF KNIFE CRIME OR INDIVIDUAL REASON FOR CARRYING A KNIFE IS DIFFERENT. SO THIS TOOLKIT PROVIDES A WIDE RANGE OF RESOURCES.



Some of these resources have been developed specifically for this toolkit. Others are existing materials that have already helped make change happen. By bringing these together, the toolkit provides diverse resources to meet different local needs.

It has been designed together with a range of partners - government, police, youth offending teams, schools, youth organisations, faith groups and others. It is mainly for schools, colleges, community groups and faith groups - those in a position to share educate, inform and inspire young people.

At the end you'll find an area where you can share information with others, or find out how others have rolled-out their initiatives.

L O N D O N

N E E D S

Y O U

A L I V E

DON'T CARRY A KNIFE

LONDON NEEDS YOU ALIVE CAMPAIGN MATERIALS

AN AIM OF THIS TOOLKIT IS TO RAISE AWARENESS AND SHARE KEY MESSAGES FROM THE *LONDON NEEDS YOU ALIVE* CAMPAIGN. IT CONTAINS A RANGE OF CAMPAIGN MATERIALS THAT YOU CAN USE.

Please help us share these as widely as possible!

4

THE *LONDON NEEDS YOU ALIVE* VIDEO



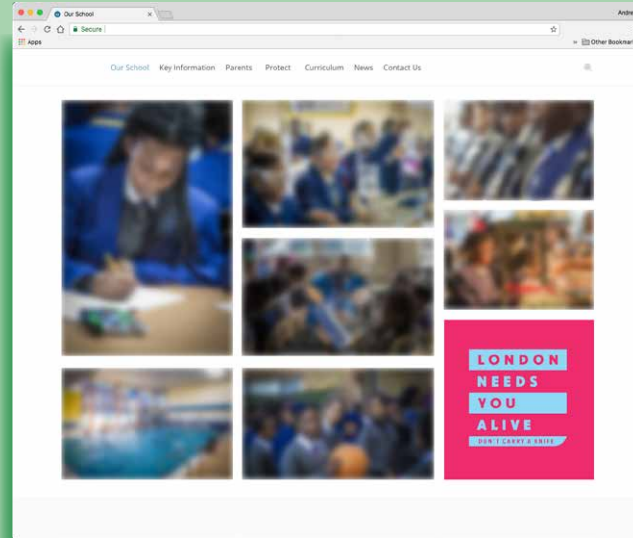
#LNYA
#LondonNeedsYouAlive



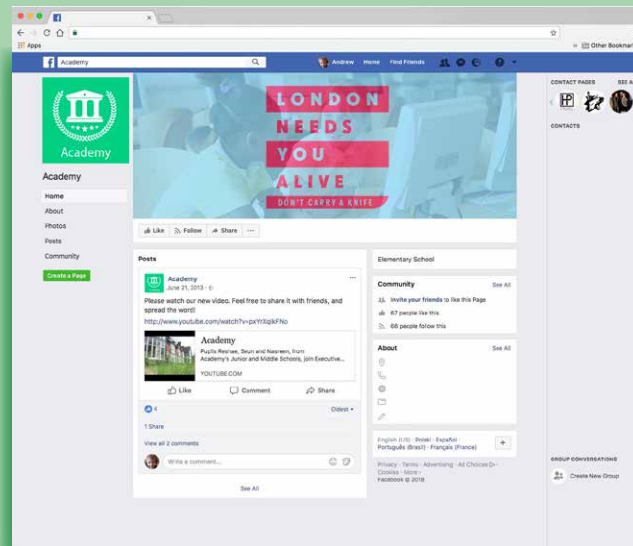
Create your own t-shirt



London Needs You Alive message in communal areas



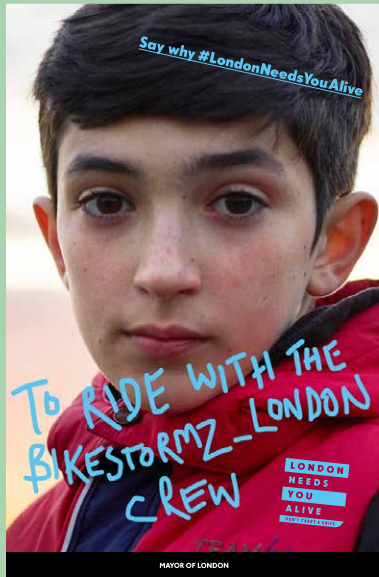
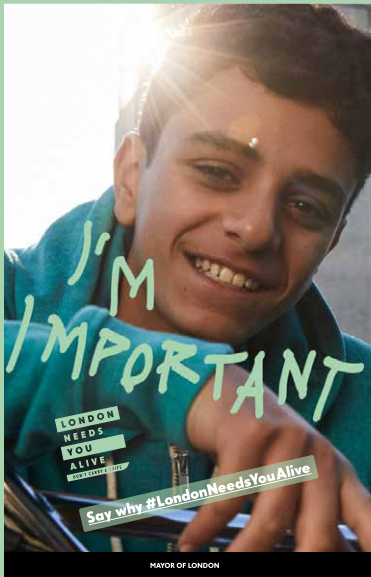
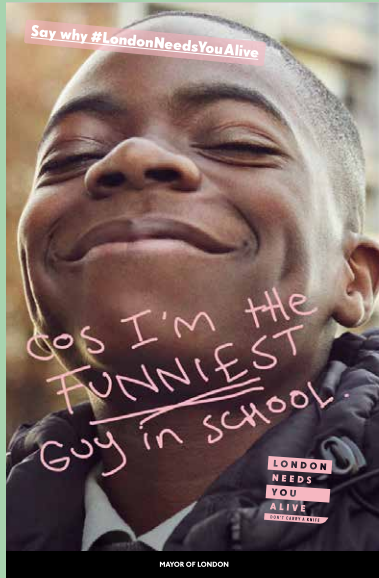



Promote on your website



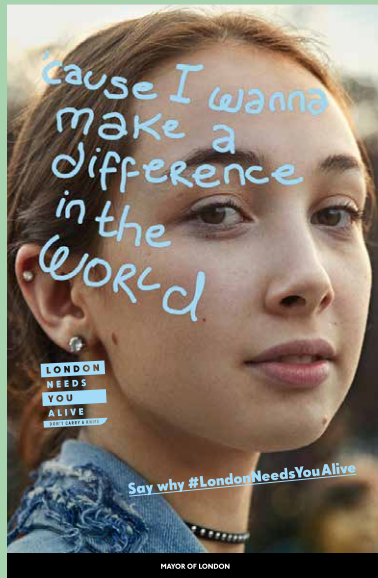
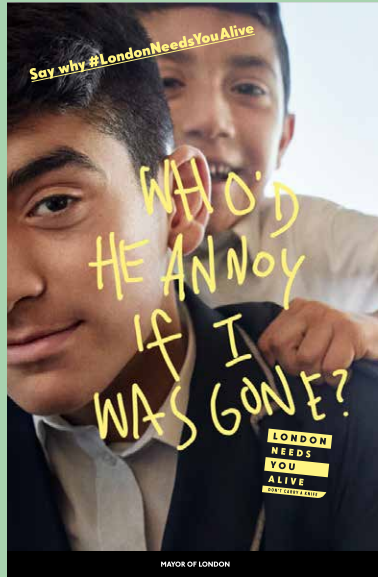

Use on social media

Here are a few examples of how you can help us share the *London Needs You Alive* message.



There are some great templates young people can use to make their own posters, t-shirts and presentations.

[Request resources](#)



There are lots of ways that you can encourage young people to get involved in sharing the campaign and helping to reduce knife crime.

Request resources

HELP US CARRY A NEW MESSAGE.

- Tell people why you don't carry a knife.
- Use the templates to show us what a safer London looks like or means to you.
- And what being safe feels like to you.
- And share your vision - in your school, with your friends on your social media.

YOUR VOICE CAN MAKE A HUGE DIFFERENCE TO A GENERATION OF YOUNG LONDONERS.

If you are talking about the campaign or any associated activities on social media, please use

#LNYA
#LondonNeedsYouAlive

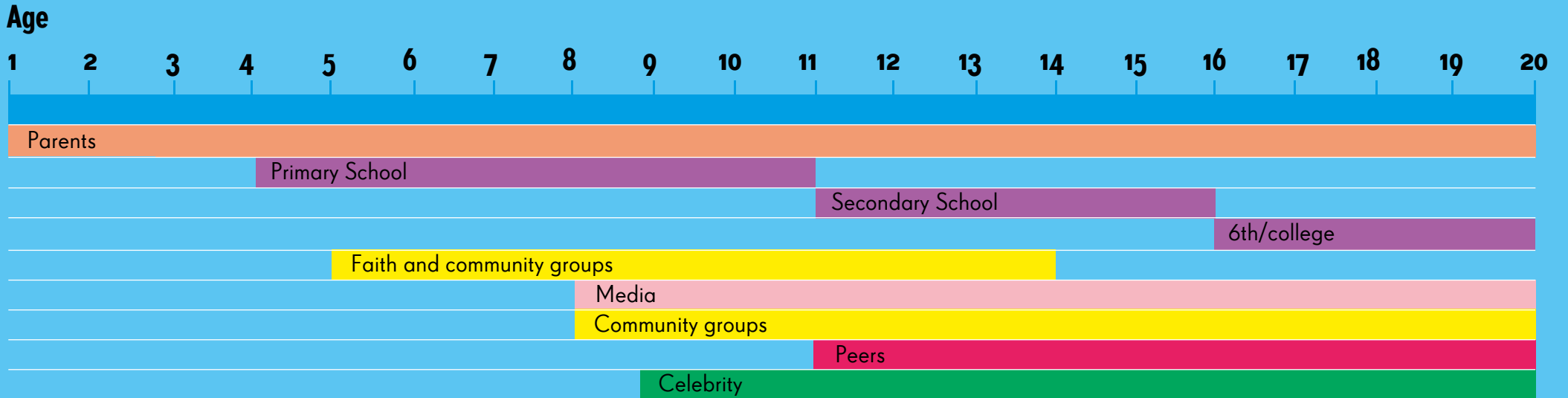
CHOOSING RESOURCES/ ACTIVITIES

THIS TOOLKIT PROVIDES A RANGE OF RESOURCES TO MEET THE NEEDS OF YOUNG PEOPLE OF DIFFERENT AGES AND LEVELS OF AWARENESS OF KNIFE CRIME.

You can use the resources in this toolkit as standalone interventions, or as linked activities to reinforce key messages. There is no right or wrong way to use the toolkit. You're the best person to judge what is most appropriate for the young people you are in contact with. We have however developed some example scenarios to help you.



5



One thing to consider is who will be the best person to deliver the message. For younger children, it will likely be parents or teachers.

As they grow older, peer groups are more effective. And from secondary school onwards, it may be better for messages to come from an external facilitator (rather than a teacher, for example).

You should consider the particular needs and situation of the young people, and what information they will likely need to disclose to get best value from the activity. Then you can choose accordingly.

For parents of young people, here is some [useful guidance](#) around what signs to look for and what to do if you think your child is at risk.

SOME EXAMPLE SCENARIOS

SCENARIO 1

I am a primary school teacher of a year 5 class. My students are unlikely to have experience of knife crime, but I want to begin preparing them for the transition to secondary school.

PLAN

- Look at the 'transitioning to secondary school' resources from the [Ben Kinsella Trust](#).
- Look at the primary school lesson plans on the [No Knives Better Lives](#) website. There are various activities around identifying safe places and safe people, consequences of behaviours etc, without mentioning knives. The only extra work you'd need to do is prepare a new introduction to give the London context.
- Identify some diversionary activities through teamwork and working together - you could find and map those on the [EduKit](#) resources (free to schools).
- Run a competition in the class/group to create some artwork based on what good friendships and a safe community looks like. Seek prizes from local sponsors and share the entries via social media.
- Through these activities, you would be **1/ teaching, 2/ diverting, 3/ visualising safety** and positive relationships in ways that are fun and interesting in an age appropriate way.

SCENARIO 2

I am a secondary school head teacher with a high proportion of students who have experience of knife crime and violence.

PLAN

- Bring in an external presenter to run a first session. This has the advantage of allowing students to talk more freely about reasons for carrying when they are not with their teacher. The facilitator could also bring their real-life experience to the group, which often features powerful stories and tragic results.
- Run some of the lesson plans from either the [Ben Kinsella Foundation](#) or the [No Knives Better Lives](#) website - to follow up on key messages from the first session. These will likely have many positive effects - such as improving safety and good relationships at school, as well as reducing carrying, exclusions etc.
- There may be some further interventions required for specific students who raised issues in the session. Start searching for some supporting services via the useful links page or [EduKit](#).
- Finally, reinforce the key messages through a fun activity. For example, a short film competition or a music competition. Develop a brief together with students, and seek local sponsors. The prizes should be something that reinforces the importance of doing the right thing and provides some ongoing opportunity (work, references etc).

SCENARIO 3

I work in a youth organisation, and I am working with a young person who has been excluded from school. They have not yet been involved in crime, but I know this is a risk and I want to try to divert them from criminal activity.

PLAN

- Start by searching for diversionary activities on the [EduKit](#) site. You can also look at opportunities to get involved in something structured - like the [Volunteer Police Cadets](#) or scheme. These will also likely be a good way to get skills that can lead to job opportunities.
- You may also decide to find ways to get them involved in a writing or short film or business competition. This can underline why it's important that they don't continue down the path of carrying a knife. The possibility of winning a prize or getting a job opportunity may reinforce that London needs them.

SCENARIO 4

I work in a college. I have an 18 year old student who has been involved in crime. She has enrolled in a vocational course to help change her life. She is struggling to stay on track and I want to support her in any way I can.

PLAN

- Look at the courses provided by the [Ben Kinsella Trust](#), to see if there are any options. For example, they provide a 5 week course called 'The Best You' - which is designed to help young people aged 13-19 build the self esteem and confidence they need to turn away from knife crime.
- Contact [Safer London](#) and see if you can arrange a referral to their services. Not only do they provide training and consultancy services to people working with young people, they can provide access to a range of support services - housing, health, wellbeing, family etc.
- Look at the [Community Projects](#) already being delivered locally and see if there are any that would suit her needs. For example, [Key4Life](#) helps ex-offenders to secure employment and train as mentors and [The Violence Intervention Project](#) provides mentoring for at-risk young people aged 15-25. These projects may provide further support and training.

LESSON PLANS

THIS SECTION PROVIDES LINKS TO A RANGE OF LESSON PLANS AND RELATED RESOURCES.

These lesson plans are existing resources that have achieved great results. We're also developing new resources for the London Curriculum. We will update this page as soon as these are available.



THE BEN KINSELLA TRUST

The Ben Kinsella Trust

The Ben Kinsella Trust tackles knife crime through education and campaigning. They offer workshops at their London office for a range of groups. These include for primary school students, those transitioning to secondary school, secondary school students, young people with an offending history, for girls and for parents. They also offer a range of free resources for teachers of key stage 2, 3

No Knives Better Lives

No Knives Better Lives is an initiative of the Scottish government, which has seen a huge reduction in knife crime since it launched. They provide a range of resources for young people, for parents and for practitioners (school and youth organisations). [Playing it Safe](#) is their primary school resource while [Sharp Solutions](#) has been developed for children aged 11-17.


No
knives,
better
lives.

Community projects

Young people have reported that they want to be engaged by people from their communities who they know and trust, and who have experienced some of the same issues and challenges around knife crime. A total of £1.4m has been allocated to 43 anti-knife crime projects across the capital - delivered by a range of local practitioners. These provide a range of resources and interventions, you can use alongside these lesson plans.

LESSON PLANS

We have a range of lesson plans available. Each focuses on different areas relating to knife crime. You can go through a number of them in sequence, or focus on a particular area or concern to the young people you're working with.



No knives, better lives.

www.noknivesbetterlives.com


THEME	DESCRIPTION	NUMBER OF LESSON PLANS
GETTING STARTED	Activities to introduce key themes and warm up tasks	6
IDENTIFYING NEED	Working with young people to identify issues that are important to them	2
ATTITUDES AND VALUES	Activities to help young people explore their attitudes and values	3
RISKS AND CONSEQUENCES	Discussion of the risks and consequences of carrying a knife	4

LESSON PLANS


No knives, better lives.

www.noknivesbetterlives.com

THEME	DESCRIPTION	NUMBER OF LESSON PLANS
CONFLICT AND CHOICE	Activities to explore how conflict arises and how it can be managed or avoided	5
ASSESSING AND AVOIDING RISK	Use these activities with young people to explore risk and how it can be managed	3
INFLUENCES AND CHOICE	Use these activities with young people to explore positive and negative influences in their lives and the choices that they have	7
SOLUTIONS AND STRATEGIES	Use these activities with young people to explore solutions to violence and conflict at an individual and societal level	4



LESSON PLANS



DESCRIPTION

Establishing a safe classroom climate.

Starting from where children and young people are Classroom investigations for Key stages 2, 3 and 4.

Learning activities – Key Stage 2

Learning activities – Key Stage 3 and 4

Who can help pupils if they have concerns about knives or other weapons

Knives and the law – a briefing for teachers

'Exploring disrespect'
An additional activity



INSPIRATIONAL ACTIVITIES

ALONGSIDE THESE LESSON PLANS, WE HAVE DEVELOPED A RANGE OF CREATIVE AND INSPIRATIONAL ACTIVITIES THAT YOUNG PEOPLE CAN DO - TO REINFORCE THE MESSAGES OF THE *LONDON NEEDS YOU ALIVE* CAMPAIGN.

The aim of this is to get the message across that young Londoners are too valuable to risk their lives by carrying a knife. They are our future musicians, artists, sportsmen and women, comedians, scientists, politicians, entrepreneurs and role models.

WE NEED THEM.

7

THESE ACTIVITIES ARE DESIGNED TO ENCOURAGE YOUNG PEOPLE TO HELP US CARRY A NEW MESSAGE. YOU NEED TO:

1

Look through the ideas and choose which approaches you are going to share with young people

2

Ask young people to bring this to life - via photography, art, poetry, video, dance - however they want to

3

Share campaign materials, templates etc then link these activities to the *London Needs You Alive* campaign

4

Seek local sponsorship for prizes - where possible these should be linked to activities that can help people build useful skills and experience

5

Ask people to share their activities - in schools, with friends, on social media

6

Share these activities and their results on our [case studies page](#)

Get it out on social media
#LNYA
#LondonNeedsYouAlive

1



2



3



4





LAUNCH A COMPETITION

1

Think of a theme that your audience will be inspired by.

Young people we spoke to were not just interested in creating songs, videos and drama but also business start-up ideas and great innovations.

2

Promote it around the school or local area using the ideas on the next few pages. Use your own photos.

You could promote it on your intranet pages or email.

3

You could get local organisations to sponsor your campaign and donate prizes - or just put posters on the wall of the winners.

We found that top of young people's wish-list for prizes were things that would further their careers - a course to develop an interest or help gain a qualification. And money of course! So shopping vouchers would go down very well.



I CARRY...

MY ACHIEVEMENTS

MY DECISIONS

MY TALENT

MY PASSION

MY FRIENDS

MY CULTURE

MY CREATIVITY

MY GOALS

MY AMBITION

MY PRIDE

MY INNOVATION

MY START-UP

LONDON

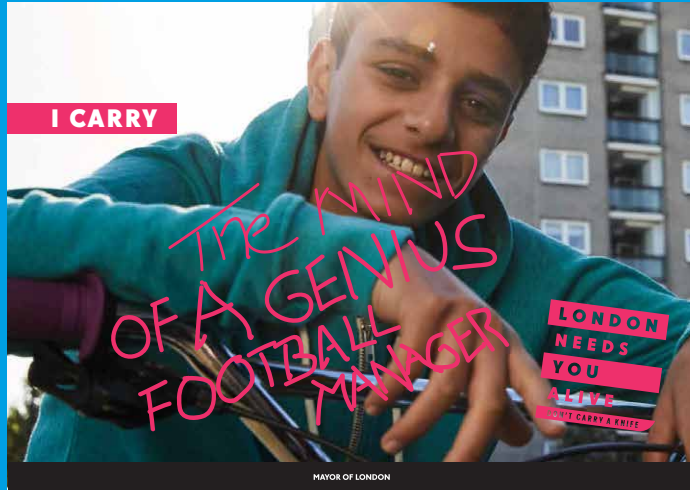
NEEDS

YOU

ALIVE

DON'T CARRY A KNIFE

#LNYA



CARRY THE IDEA THAT WILL BEAT SNAPCHAT?

YOU COULD GET THE SKILLS TO MAKE IT REAL

LONDON NEEDS YOU ALIVE DON'T CARRY A KNIFE **LOOK AT ACADEMY.ORG/LNYA**

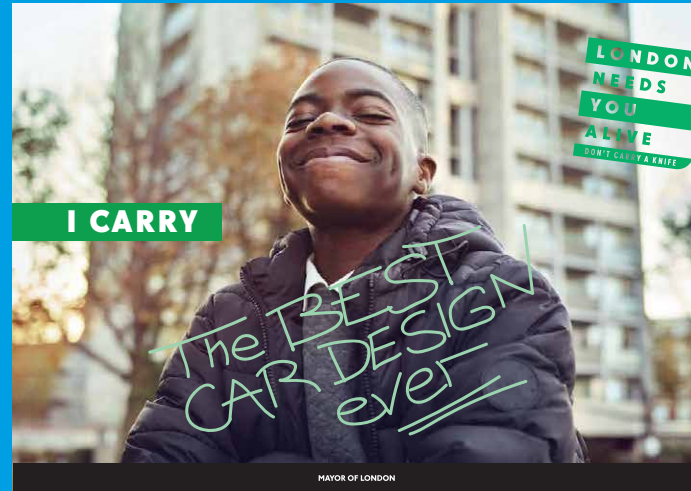
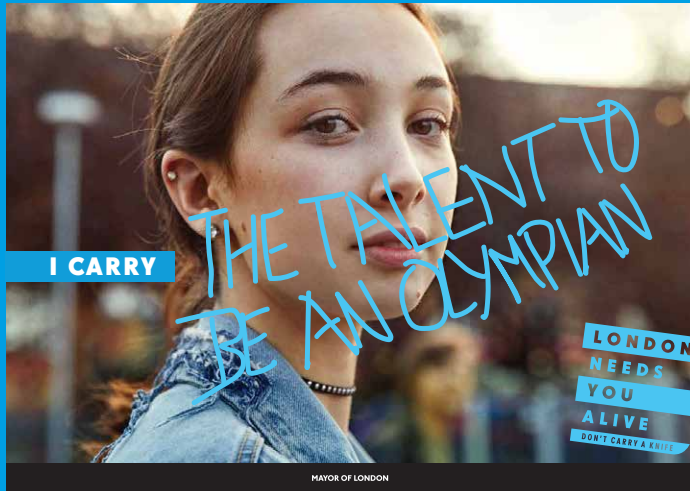
#LONDON NEEDS YOU ALIVE #LNYA

CARRYING YOUR PERFECT TEAM IN YOUR HEAD?

IF YOU CAN WIN AT eSPORT, YOU COULD BE ON YOUR WAY FOR REAL

LONDON NEEDS YOU ALIVE DON'T CARRY A KNIFE **LOOK AT ACADEMY.ORG/LNYA**

#LONDON NEEDS YOU ALIVE #LNYA



There are some great templates young people can use to make their own posters, t-shirts and presentations.

[Request resources](#)





LONDON

NEEDS

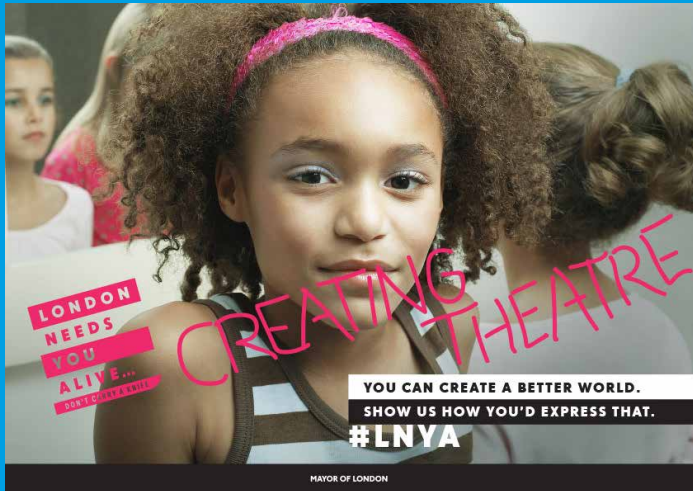
YOU

ALIVE

DON'T CARRY A KNIFE

CREATING ART
CREATING FILM
CREATING DRAMA
CREATING MOVIES
CREATING MUSIC

CREATING A BETTER WORLD



Make your own posters using your own people.
Make it fun!



RELATED INITIATIVES

THERE ARE A NUMBER OF OTHER ACTIVITIES TAKING PLACE TO HELP REDUCE KNIFE CRIME IN LONDON.



These are based around the six key actions of the Mayor's Knife Crime Strategy. They range from stop and search activities and public awareness campaigns, to increasing the numbers of safer schools officers. We're working with social media organisations to ensure that online videos which glorify knife crime are quickly removed. The Mayor is also supporting these activities with funding. For example, he has set up a three-year Young Londoner's Fund. Some £45m has been allocated to make sure that young Londoners can make the most of their city. The fund will invest in vital services to help vulnerable children and young adults develop, particularly those at risk of being drawn into crime. The 3-year fund will see £30 million made available for projects in local communities. The remaining £15 million will be

invested to expand existing projects funded by City Hall that support young Londoners. Other funding streams include funding for the voluntary and community sector through the London Community Foundation and London Funders.

Team London Young Ambassadors is the Mayor's schools volunteering programme, providing schools with assemblies, workshops and resources to help young people take action on issues including knife crime. Look out for the new toolkit being launched in September 2018. Email teamlondon@we.org for more information.

Finally, we have allocated funding to 43 anti-knife crime projects across London to be run locally within communities.

USEFUL LINKS

Some places you can contact for help and advice:

[The 4Front Project](#)

[Ben Kinsella Trust](#)

[Stephen Lawrence Charitable Trust](#)

[Kiyon Prince Foundation](#)

[Lives Not Knives](#)

[Gangline](#)

[JAGS Foundation](#)

[Oasis Hub Youth](#)

[Dwaynamics](#)

[Damilola Taylor Trust](#)

[Move for Life](#)

[Art against Knives](#)

[XLP](#)

[St John's Ambulance](#)

[Carneys community](#)

[Safer London](#)

[No Knives Better Lives](#)

[Catholic Children's Society](#)

[The Salam Project](#)

[The Muslim Council of Britain](#)

[Freedom's Ark](#)

[Bright Education Centre](#)

[Muslim Association of Nigeria UK](#)

Some places you can contact if you are interested in workshops:

[Godwin Lawson Foundation](#)

[Ben Kinsella Trust](#)

YOUTH ORGANISATIONS:

London Youth

This youth charity runs a range of programmes to help improve the lives of young people. For example sports development, getting work, youth action and involvement, arts and outdoor education. They also have a network of members including over 300 London youth organisations.



Community Seed Funding: Local anti-knife crime projects

To tackle knife crime, young people have repeatedly told us that they want to work with people from their communities, who they know and trust, and who have experienced some of the same issues and challenges around knife crime. So funding has been allocated to 43 anti-knife crime projects across the capital.



HOTLINES



Crimestoppers Trust is an independent crime-fighting charity in the UK. Crimestoppers operates the **0800 555 111** telephone number, allowing people to call anonymously to pass on information about crime.



You can contact the NSPCC helpline by calling **0808 800 5000** or by emailing help@nspcc.org.uk to get advice or share concerns about a child, anonymously if you wish. Trained professionals are available 24 hours a day, 7 days a week.



Childline is a free and confidential service for children and young people up to their 19th birthday. They are available any time, day or night. You can contact them by phone, by email or through their 1-2-1 counsellor chat service. Visit their website for further advice or support www.childline.org.uk.

SERVICES AND DIRECTORIES

Some places you can contact for help and advice:

[Metropolitan police](#)

[Volunteer Police Cadets](#)

[London Councils](#)

[Health services](#)

[EduKit](#)

DRIVING CHANGE LOCALLY

There are a wide range of national organisations that provide guidance and support on knife crime. However, to tackle this issue effectively, we must address it locally. In each borough, there are organisations working with young people, that can provide help. They include all the areas on this diagram...



PREPARATION AND SAFEGUARDING

KEEPING CHILDREN AND YOUNG PEOPLE SAFE IS EVERYONE'S RESPONSIBILITY.

Organisations and professionals who work with children are required to ensure that their policies and practices reflect this responsibility.

We expect that most people using this toolkit will already have safeguarding policies in place. If however you haven't done this kind of work before, or worked with children or young people in this way, you must ensure you have an appropriate policy in place. It will be most important to identify what you are going to do with information gained during these activities.

It would also be worth undertaking some background research on knife crime (see [section 9](#) for some useful links for this), and reflecting on your own values and beliefs, and how these might impact on the work you want to do.

You need to ensure that the young people you're working with are comfortable taking part. You must also respect the connections young people have with their peers, families and communities to get the best results.

If you work in a school and you find any knives/ weapons, you must share this with the safer schools officer (SSO). That way further checks can be made and any risks assessed and managed to protect the safety of the whole school community. The safer schools officer will deal with every incident on a case-by-case basis, depending on the circumstances. If a screening operation is required to send out a message to all students that the school will not tolerate knives/ weapons in school, you should work with the SSO to plan the best way to do it.

CASE STUDIES AND SHARING

**WE WANT THIS TOOLKIT TO BE A LIVING DOCUMENT,
AND WE WANT TO HELP YOU TO SHARE INFORMATION
WITH YOUR COLLEAGUES.**

By telling each other what you're doing, and what's worked well, we can all learn from each other and really transform the lives of young people.

We have set up an area online to share this information. To share a case study, please tell us about it using the following four headings:

- **The challenge**
- **Action undertaken**
- **Impact**
- **Feedback**

Then go to
[London Needs You Alive](#)

London Curriculum | London C x

Secure

Apps Other Bookmarks

MAYOR OF LONDON LONDONASSEMBLY Search...

What we do In my area Get involved About us Talk London Media centre

Home > What we do > Education and youth > London Curriculum

London Needs You Alive

#LNYA film

Get year 11s singing

Great competition

Brilliant event

Genius business ideas

Digital guru

Sport for year 10

Design competition

An event that really worked